

User backup configure & restore (backup add-on)

Description

On the **User backup configure & restore page**, you could search, check and restore the user's snapshots.

Also on this screen, you can also configure the frequency and number of backups to be performed.

Screen overview

soffid
Identity made simple...

Advanced

My OTP devices

Resources >

Tools >

Configuration >

Monitoring and reporting >

ADV

Search in soffid...

SA

Main Menu > Configuration > Global Settings > User backup configure & restore

Quick Basic Advanced

Download CSV File Configure backup

X User name X Valid since Add criteria

View

<input type="checkbox"/>	User name ^	Valid since	Valid until	Download
<input type="checkbox"/>	admin	03/10/2025 16:26		
<input type="checkbox"/>	admin	01/10/2025 17:52	01/10/2025 17:52	
<input type="checkbox"/>	admin	29/09/2025 20:05	29/09/2025 20:05	
<input type="checkbox"/>	aeinstein	18/12/2025 15:13	18/12/2025 15:13	
<input type="checkbox"/>	aeinstein	18/12/2025 15:13	18/12/2025 15:13	
<input type="checkbox"/>	aeinstein	18/12/2025 12:08	18/12/2025 12:08	
<input type="checkbox"/>	aeinstein	18/12/2025 12:08	18/12/2025 12:08	
<input type="checkbox"/>	aeinstein	10/12/2025 19:17	18/12/2025 12:08	
<input type="checkbox"/>	aeinstein	10/12/2025 19:16	10/12/2025 19:17	
<input type="checkbox"/>	aeinstein	05/12/2025 13:26	10/12/2025 19:16	

Displayed rows: 87

Related objects

- Users: new Backups tab in the Users page, user object has backups
- Groups: user assignments to groups have backup
- Accounts: user's accounts have backup
- Roles: user's roles (grants) have backup
- Mail lists: user's mail lists have backup

Standard attributes

- **User Name**: userName of a user
- **Valid since**: date and time when this backup started
- **Valid until**: if it is not the last backup, date and time when this backup finished
- **Download**: XML file with the user snapshot info.

Actions

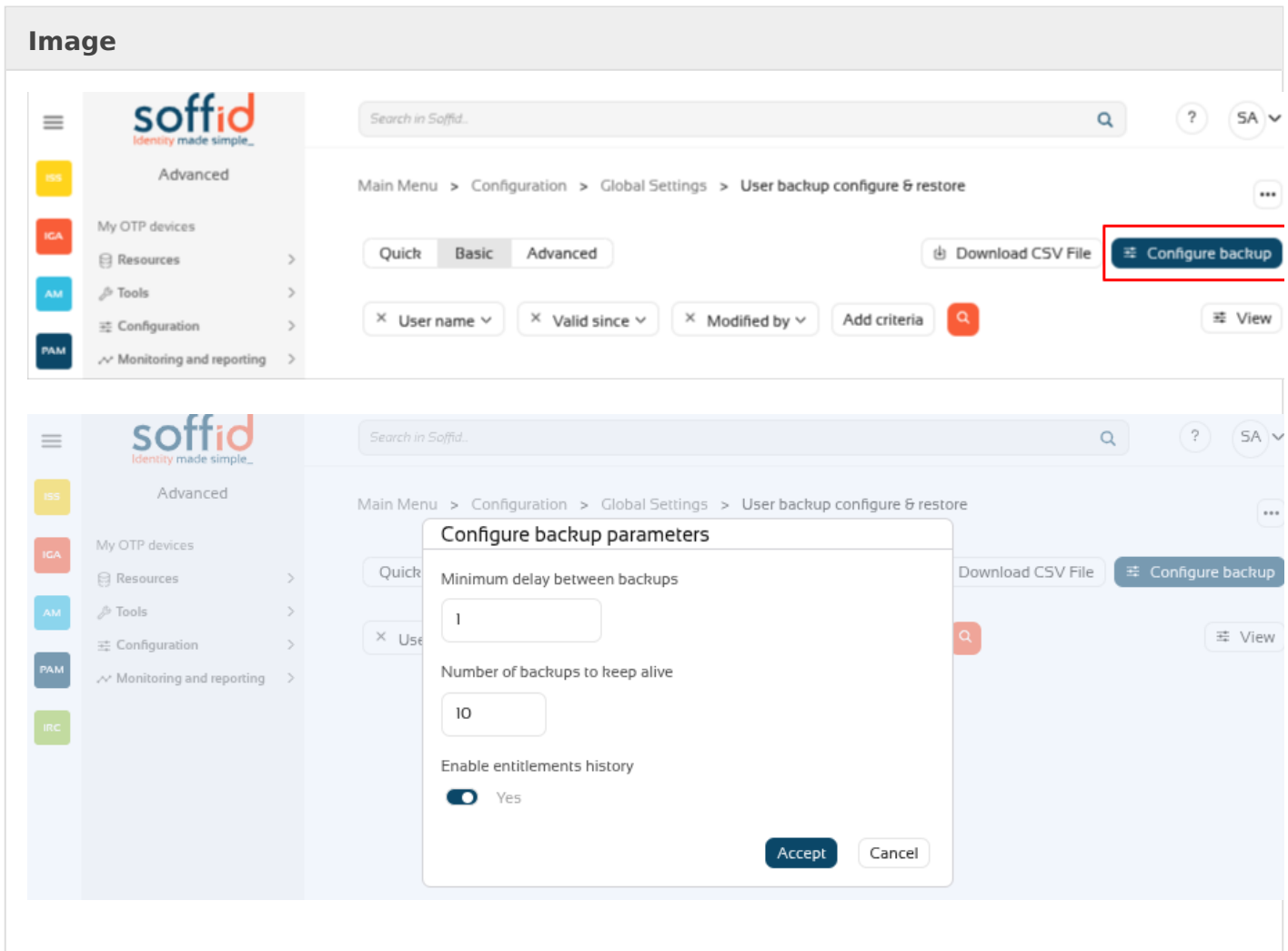
Table actions

<p>Query</p>	<p>Allows you to query users through different search systems, <u>Basic and Advanced</u>.</p>
<p>Restore</p>	<p>Allows you to restore one or more user's snapshots. First of all, you need select one or more snapshots. Second, you need to click the "Restore" button. Then Soffid will run the restore process.</p> <div data-bbox="810 472 1485 1335" data-label="Image"> <p>The image contains two screenshots of the Soffid web interface. The top screenshot shows the 'User backup configure & restore' page. It features a table with columns: 'User name', 'Valid since', 'Valid until', and 'Download'. The table lists several backup records for users 'frank', 'franbrudolph', and 'frankts'. The record for 'franbrudolph' with a valid since date of '24/12/2025 14:29' is selected. A 'Restore' button is visible above the table. The bottom screenshot shows the same interface but with a 'Notice' dialog box overlaid, displaying a warning icon and the message 'Restore process has successfully finished' with an 'OK' button.</p> </div>
<p>Download CSV File</p>	<p>Allows you to download a CSV file with the basic information of all backups, with the same columns as displayed in the table.</p>
<p>Configure backup</p>	<p>Allows you to configure the backup parameters.</p>
<p>View</p>	<p>Allows you to show and hide columns in the table. You can also set the order in which the columns will be displayed.</p>
<p>Download</p>	<p>Allows you to download an XML file with the user. You only need to click on the download icon of one of the records and save the file on your computer.</p>

Configure backup button

With the "Configure backup" button, you can configure the frequency and number of backups. These are the available parameters:

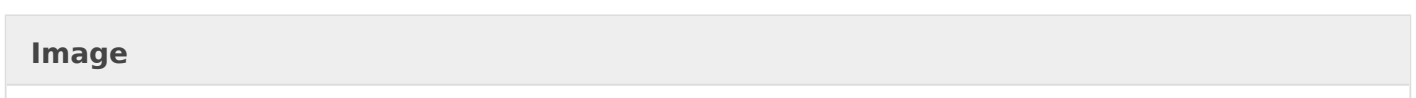
- **Minimum delay between backups:** if the value is 1, when a backup is created, the system will not create a new backup until 1 day later, even if there has been more than one change during that period.
- **Number of backups to keep alive:** if the value is 10, when 10 backups are reached, the oldest backup will be deleted when the next one is created.
- **Enable entitlements history:** enable the history of roles assigned to users.

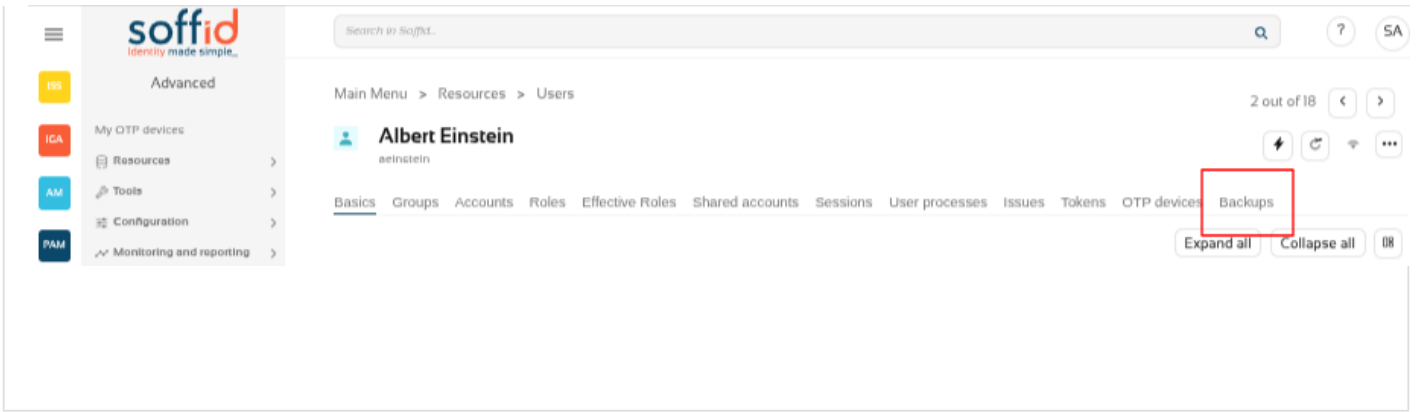


Others

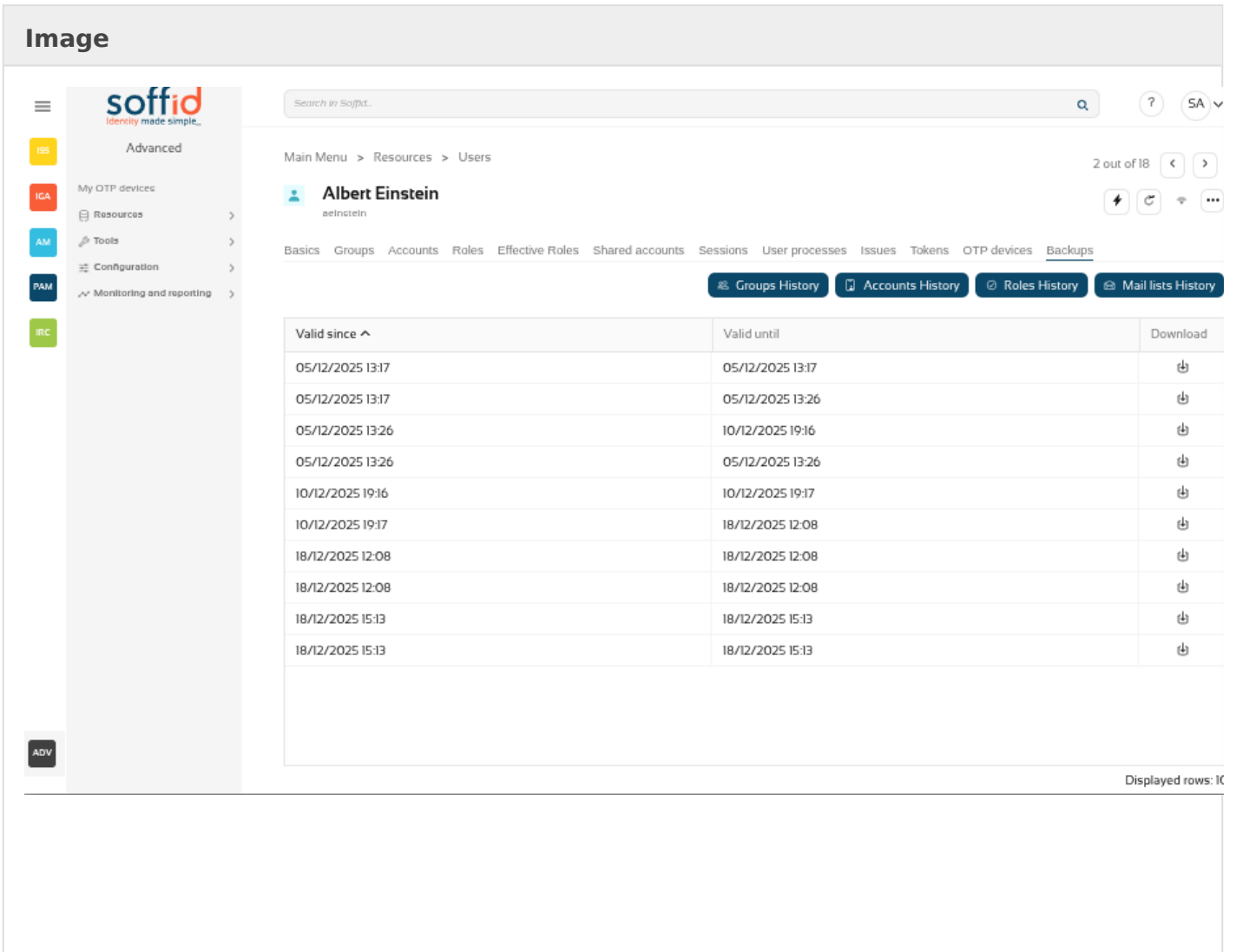
Backup tab on user's page

On the users screen, when you select a user, this addon enables the **Backups tab**.

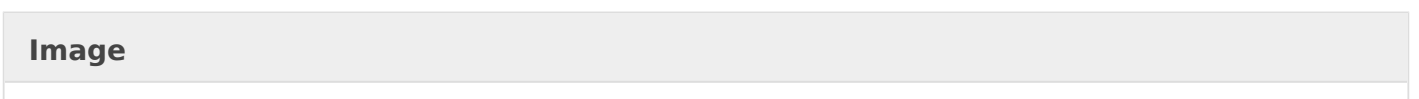


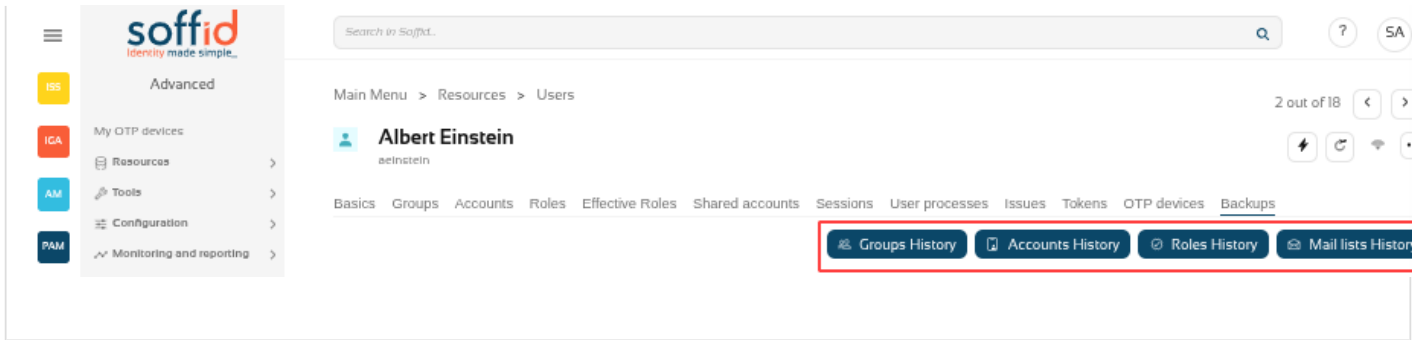


This tab displays the **user's backups**.



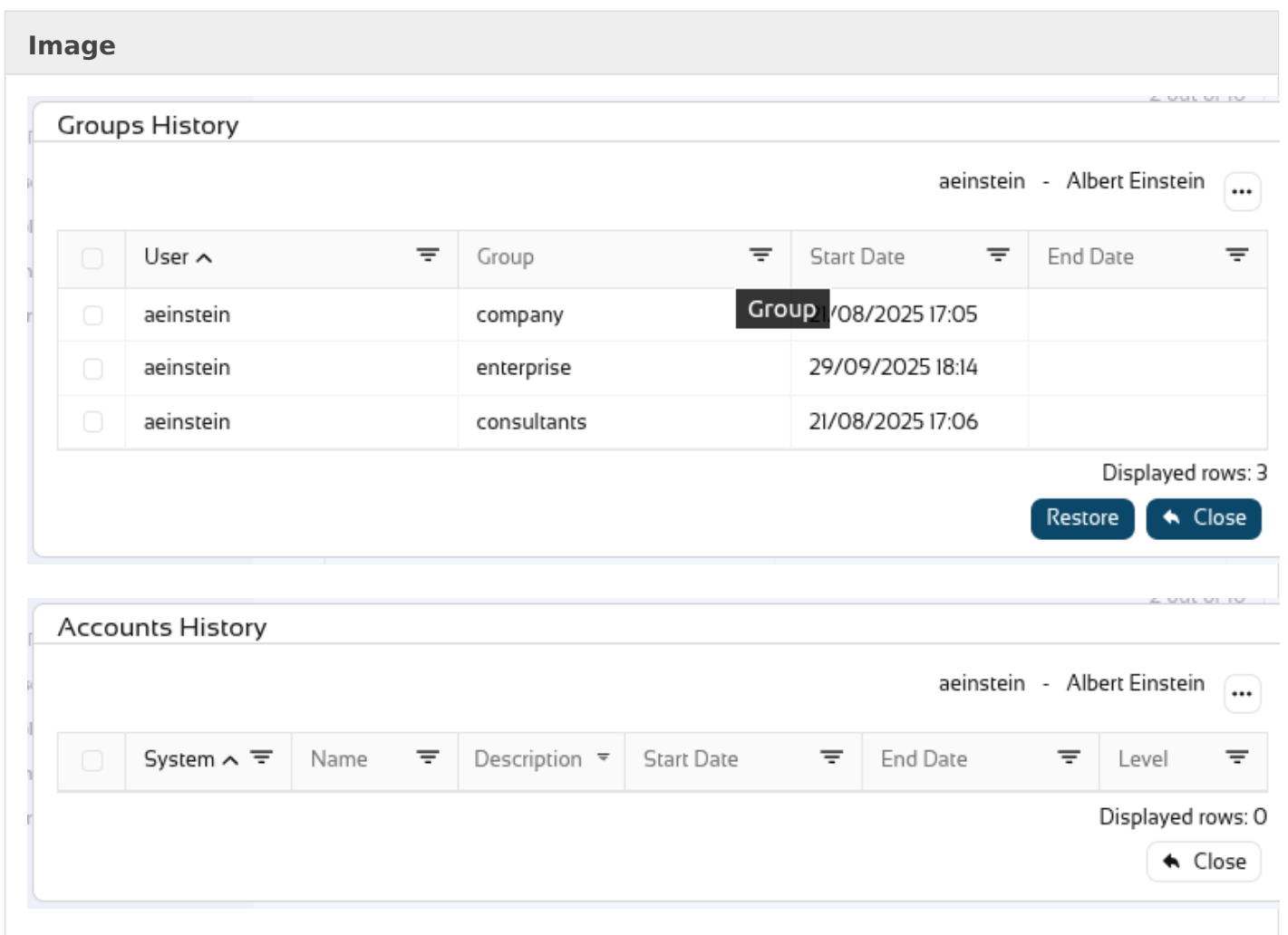
There are also several **buttons** with the rest of the items that can have backup.





These are the buttons:

- **Groups History:** user assignments to groups have backup
- **Accounts History:** user's accounts have backup
- **Roles History:** user's roles (grants) have backup
- **Mail lists History:** user's mail lists have backup



Roles History

aeinstein - Albert Einstein ...

<input type="checkbox"/>	Role ^	System	Account	Information system	Start date	End date
<input type="checkbox"/>	Administrador...	APP_USERS	aeinstein	APP_USERS	05/12/2025	05/12/2025
<input type="checkbox"/>	Analista de Da...	APP_USERS	aeinstein	APP_USERS	05/12/2025	
<input type="checkbox"/>	Analista de Se...	APP_USERS	aeinstein	APP_USERS	05/12/2025	
<input type="checkbox"/>	CEO	soffid	aeinstein	Company profi...	30/06/2025	
<input type="checkbox"/>	Desarrollador ...	APP_USERS	aeinstein	APP_USERS	05/12/2025	
<input type="checkbox"/>	Manager	soffid	aeinstein	Company profi...	19/07/2025	
<input type="checkbox"/>	Manager	soffid	aeinstein	Company profi...	19/07/2025	

Displayed rows: 12

← Close

Mail lists History

aeinstein - Albert Einstein ...

<input type="checkbox"/>	Mail name ^	Mail domain	Description	Start Date	End Date
<input type="checkbox"/>	rrhh	company.com	RRHH contact	25/08/2025 15:45	
<input type="checkbox"/>	support	company.com	Support email test	03/10/2025 19:03	

Displayed rows: 2

← Close

In any of the four options, when selecting an old record, the '**Restore**' button will appear and this object can be restored to the user.

Image

Groups History

aeinstein - Albert Einstein ⋮

<input type="checkbox"/>	User ^	Group	Start Date	End Date
<input checked="" type="checkbox"/>	aeinstein	company	21/08/2025 17:05	
<input type="checkbox"/>	aeinstein	enterprise	29/09/2025 18:14	
<input type="checkbox"/>	aeinstein	consultants	21/08/2025 17:06	

Displayed rows: 3

[Restore](#) [Close](#)

Revision #6

Created 24 December 2025 12:38:33 by Sion Vives

Updated 24 December 2025 14:30:57 by Sion Vives