

Digital certificates (addon federation)

Definition

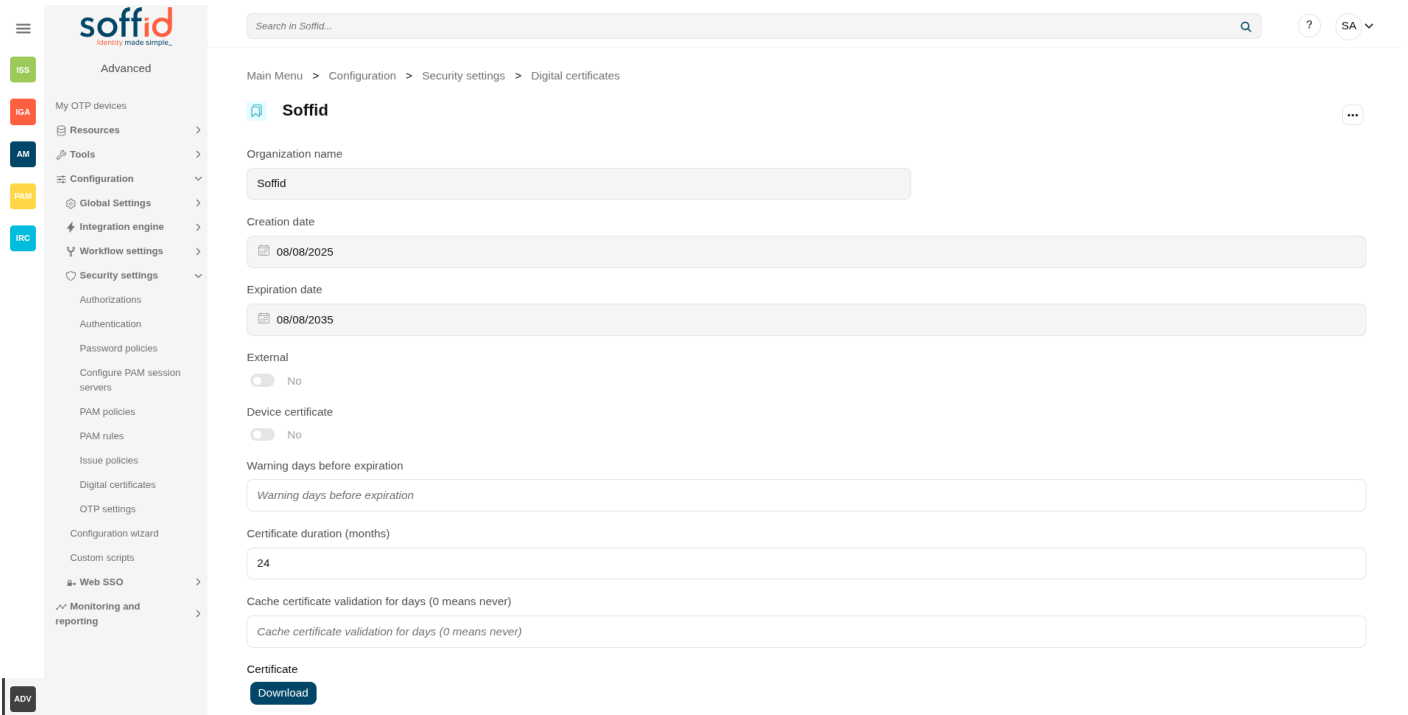
Soffid includes Digital certificate functionality as a security enhancement. You could add new Digital certificates, internal or external.

If you select the external certificate, you could add a valid certificate to Soffid; If you select the internal certificate, Soffid will generate a valid certificate.

Screen overview

The screenshot shows the Soffid user interface for managing digital certificates. On the left is a navigation sidebar with the Soffid logo and a list of menu items including ISS, IGA, AM, PAM, IRC, and ADV. The main content area has a search bar at the top and a breadcrumb trail: Main Menu > Configuration > Security settings > Digital certificates. Below the breadcrumb are two buttons: 'Add new' and 'Download CSV File'. A table displays the current digital certificates with columns for Organization name, Creation date, Expiration date, and External status. One certificate is listed for the organization 'Soffid' with a creation date of 08/08/2025 and an expiration date of 08/08/2035, which is not external. At the bottom right, it indicates 'Displayed rows: 1'.

<input type="checkbox"/>	Organization name ^	Creation date	Expiration date	External
<input type="checkbox"/>	Soffid	08/08/2025	08/08/2035	No



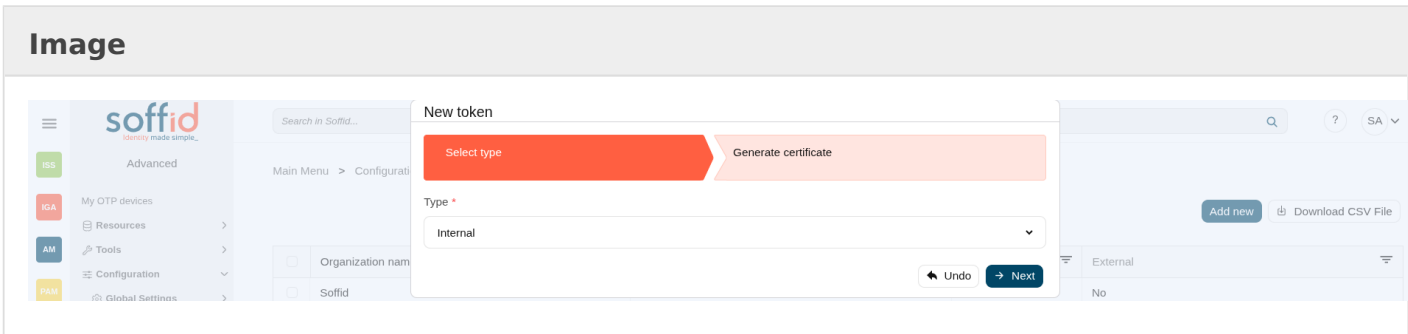
Related objects

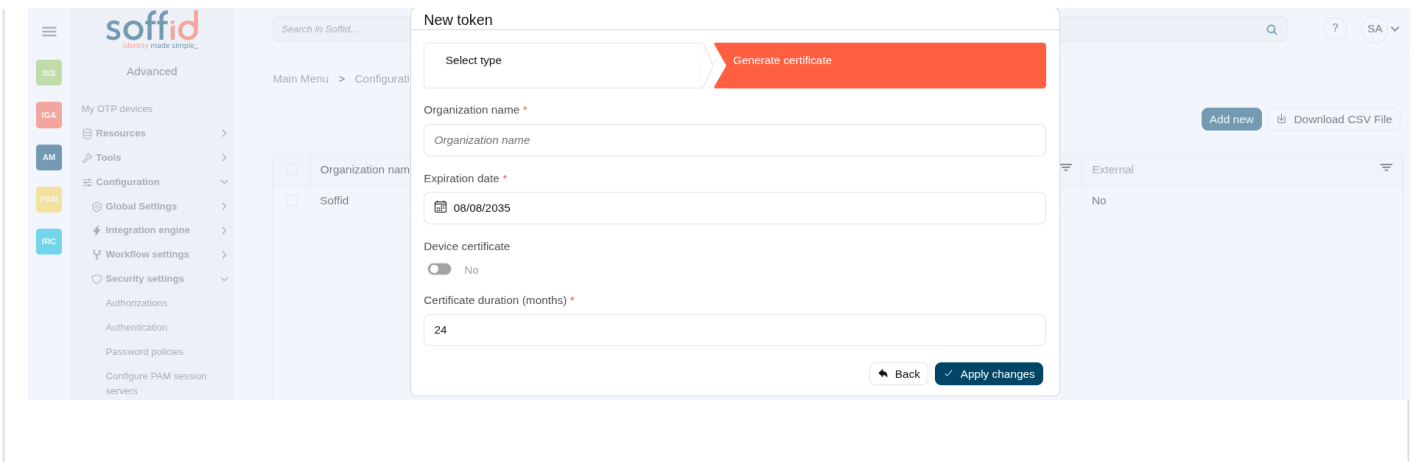
- Identity providers: certificates can be used as two-factor authentication

Standard attributes

Internal

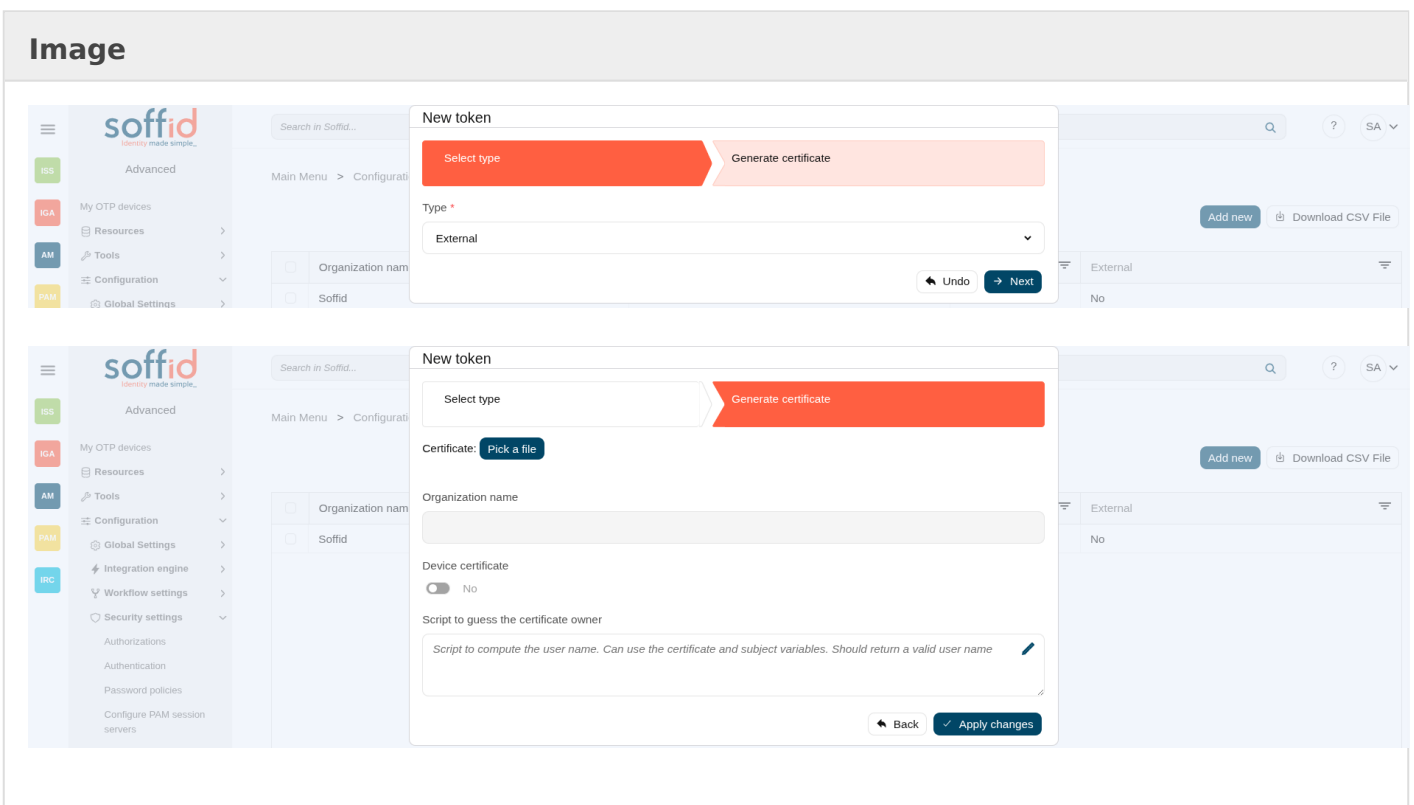
- **Organization name**: organization name
- **Expiration date**: referring to the root certificate.
- **Device certificate**: Indicates if the certificate is for a device
- **Certificate duration (months)**: Referring to users' certificates.





External

- **Certificate:** root of the certification authority (pem file).
- **Organization name:** organization name (retrieved from the certificate).
- **Device certificate:** indicates if the certificate is for a device.
- **Script to guess the certificate owner:** script to compute the user name. Can use the certificate and subject variables. Should return a valid user name.



Actions

Table actions

Add new	Allows you to add a new certificate. To add a new certificate it will be mandatory to fill in the required fields.
Delete	Allows you to remove one or more certificates by selecting one or more records and next clicking this button. To perform that action, Soffid will ask you for confirmation, you could confirm or cancel the operation.
Download CSV file	Allows you to download a CSV file with the digital certificates data.

New token

Undo	Allows you to quit without applying any changes.
Next	Allows you to browse the wizard to create a new certificate.
Back	Go to the previous step.
Apply changes	Allows you to save the data of a new certificate or to update the data of a specific certificate. To save the data it will be mandatory to fill in the required fields

Revision #10

Created 19 July 2025 12:09:05 by Sion Vives

Updated 22 October 2025 15:55:11 by Sion Vives