
Sync server monitoring

Description

Soffid provides a monitoring functionality to consult all the information of the different agents and the status of each one of them and the amount of tasks assigned. Consequently, it allows diagnosing possible incidents in a quick and easy way.

This option allows you to manage all the options related to the tasks created according to the configuration of each of the agents.

Sync server

Shows a list with the URL of all the sync servers that you have configured and the options to perform for every sync server.

 **Image**

<https://sync-server-t.netcompose:1761/>

Agents status



Ver Agentes



Ver Tareas



Obtener log



Estadísticas

Reiniciar
servidorInformación
adicional<https://sync-server.netcompose:1760/>

Agents status



Ver Agentes



Ver Tareas



Obtener log



Estadísticas

Reiniciar
servidorInformación
adicional

Agent Status

The graph of agent status shows the number of agents connected (green light) and the number of agents disconnected (red light). By clicking on the captions you can select if you want to show only the connected agents, only the disconnected agents, or both agents.

Image


Agents status




View Agents

Allows you to access a new window with the information of every single agent. That page shows a list with the information about Agent, Number of the pending tasks, the Status, and the URL of the agent.

If you click one of the agents, Soffid will display all the pending tasks for that agent. If you click on one pending task, you can view the details of that task and you could perform the actions available for that depending on your permissions.

 **Image**



[Main Menu](#) > [Administration](#) > [Monitoring and reporting](#) > [Sync server monitoring](#) > <https://sync-server.netcompose:1760/>

⌵ Agent	⌵ Tasks	⌵ Status	⌵ UrlAgents
<input type="text" value="Filter"/>	<input type="text" value="Filter"/>	<input type="text" value="Filter"/>	<input type="text" value="Filter"/>
AD soffid.pat	4	Connected	https://sync-server.netcompose:1760/
BABELTEST	6	Disconnected	https://sync-server.netcompose:1760/
IdP	0	Connected	https://sync-server.netcompose:1760/
oracle	16	Disconnected	https://sync-server.netcompose:1760/
pgarcia-standard-pc-q35-ich9-2009	0	Connected	local
soffid	0	Connected	https://sync-server.netcompose:1760/
SQLServer	4	Connected	https://sync-server.netcompose:1760/
SSO	0	Connected	local

Displayed rows

View Tasks

Displays a matrix with all the agents configured, all the tasks, and the status of the task for each agent. You can reload the matrix with the updated tasks.

The available status for a task are:

- Done (green light): finished tasks.
- Pending (yellow light).
- Error (red light).

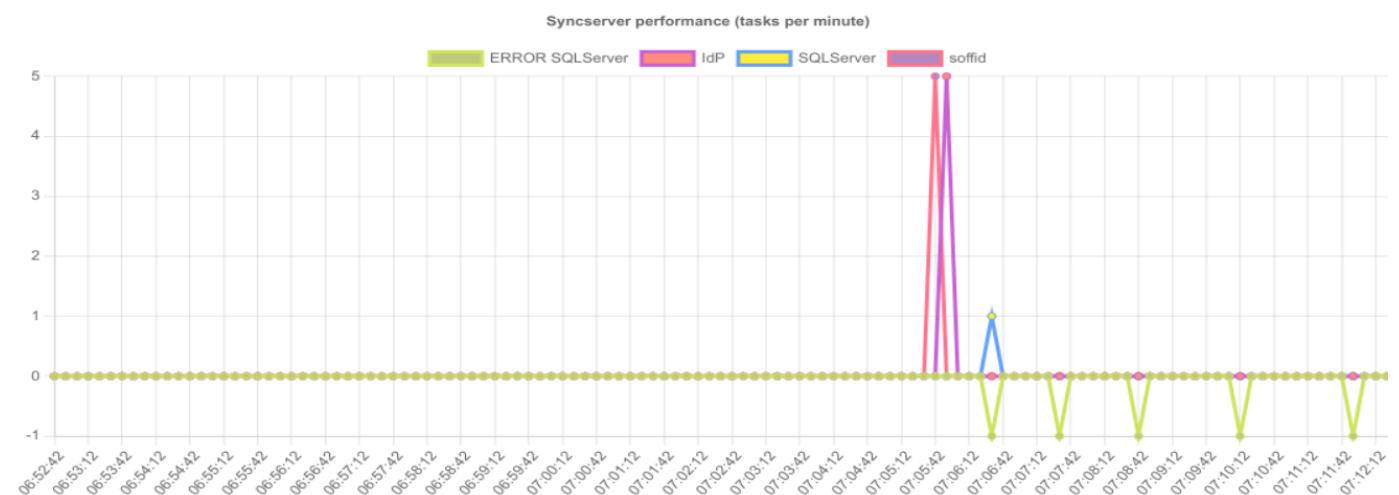
If you click on one error task, Soffid will display the details of that task, the basic data, and the specific data about Execution time, Error message, Scheduled and Log detail, and Soffid will allow you to perform the available actions. If you click on one pending task, you can perform the available actions.

 **Image**

Displayed rows:

Allows you to download the Sync Server log file.

Displays the performance (tasks per minute) graph of the synchronization servers.

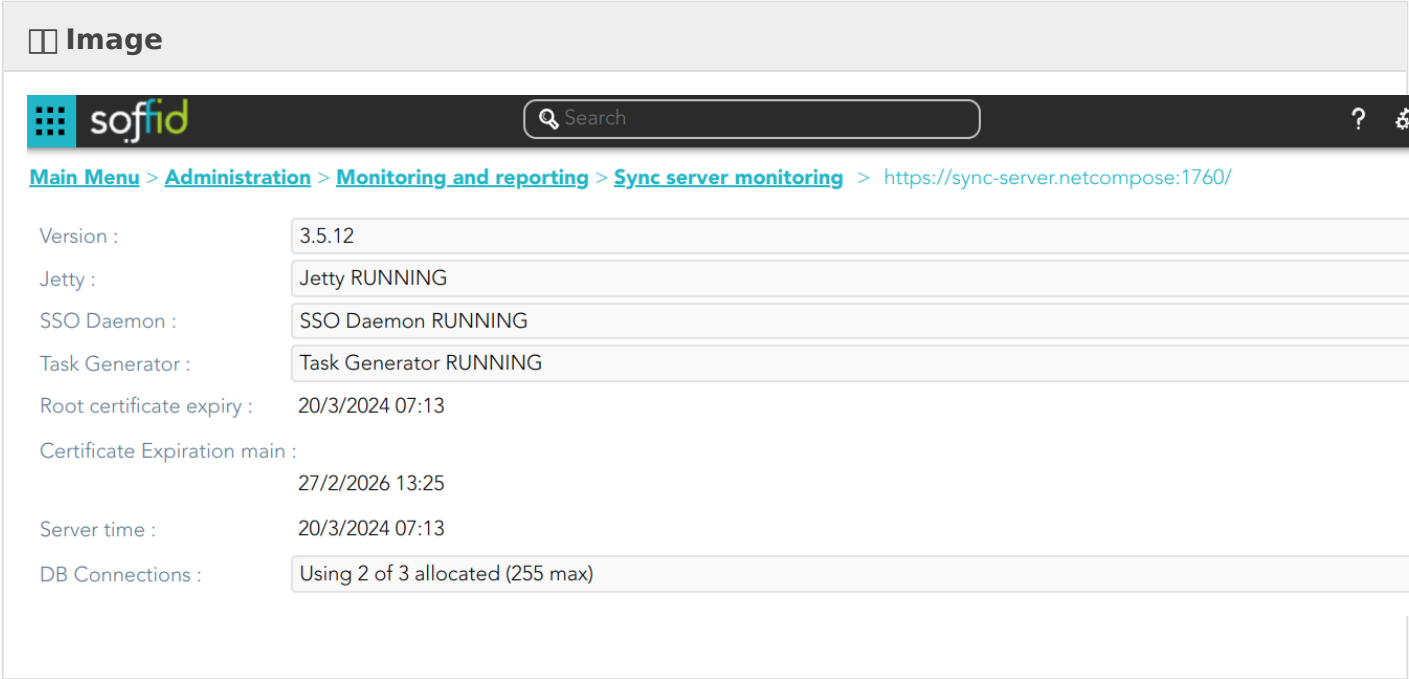


Restart server

Allows you to restart the synchronization server that hosts any agent. Soffis will ask for your confirmation before performing that action. If you confirm, the server will be restarted.

Additional information

Display the additional information of Soffid



Tasks

Active tasks

Displays a graph with information about the tasks pending to be performed on the different systems.

Tasks by server

Displays a graph with information about the tasks for each server.

View Agents

Displays a view with a list of agent tasks, regardless of which synchronization server they are running on.

Not scheduled tasks

Displays a view with a list not scheduled tasks. At that view, you can cancel and release the held tasks

Image

soffid

Search

?

[Main Menu](#) >
[Administration](#) >
[Monitoring and reporting](#) >
[Sync server monitoring](#) >

	Task	Status
	Filter	Filter
<input type="checkbox"/>	UpdateUser cdarwin	HELD
<input type="checkbox"/>	UpdateUser etaylor	HELD
<input type="checkbox"/>	UpdateUser frank	HELD
<input type="checkbox"/>	UpdateGroup users1	PENDING

Cancel task

Release task

Displayed rows:

Screen overview

soffid

Search

[Main Menu](#) >
[Administration](#) >
[Monitoring and reporting](#) >
[Sync server monitoring](#)

<https://iam-sync-35.soffidnet:1769/>

Agents status

4

View Agents

View Tasks

Get log

Stats

Restart server

Additional Information

<https://iam-sync-35-2.soffidnet:1760/>

Agents status

4

View Agents

View Tasks

Get log

Stats

Restart server

Additional Information

Tasks

Active tasks

ActiveDirectory

BABELTEST

Mariadb

NewLDAP

SSO

Source AD: soffid.pat

idp003

soffid

0

20

40

60

80

100

Tasks by server

0

10

20

30

40

50

60

70

80

90

07-16

07-17

07-18

07-19

07-20

07-21

07-22

07-23

07-24

07-25

07-26

07-27

07-28

07-29

07-30

08-01

08-02

08-03

08-04

08-05

08-06

08-07

08-08

08-09

08-10

08-11

08-12

08-13

View Agents

Not scheduled tasks

Related objects

1. **Agents**
2. **Synchronization Servers**
3. **Tasks**

Actions

Agent actions

Get log	Soffid displays the log trace.
Reset	Allows you to restart the synchronization server that hosts any agent. Soffis will ask for your confirmation before performing that action.

Tasks actions

Cancel task	Allows you to cancel a specific task. Soffid will ask for your confirmation, if you confirm, that task will be canceled.
Prioritize	Allows you to release a specific task. Soffid will ask for your confirmation, if you confirm, that task will be executed.

Revision #21

Created 14 April 2021 08:20:04 by pgarcia@soffid.com

Updated 5 July 2024 09:14:34 by pgarcia@soffid.com