

Self service portal

- [Introduction to Self Service Portal](#)
- [My tasks](#)
- [My issues](#)
- [My applications](#)
- [My requests](#)
- [Process Search](#)
- [My accounts](#)
- [My OTP devices](#)
- [My certificates and FIDO tokens](#)
- [My Profile](#)

Introduction to Self Service Portal

What is Self-Service Portal?

Soffid Console provides the Self-Service Portal, where the **end-users** can consult or change their credentials, request new permissions or access to applications, manage their profile, or launch applications. All from a single point of entry.

Another purpose of the Self-Service Portal is to reduce the workload of the **IT department**, as well as improve the overall security of the IT system.

Soffid allows administrator users to configure access to the different options depending on the end-users roles defined to use Soffid. In this way, end-users will be able to access the Self-Service Portal to manage their own requirements always depending on the defined business processes.


Screen overview



My tasks




My requests




Process Search



My applications



My accounts

My authentication
My OTP devices, My certificates an...

Brief description of each option

My tasks

My tasks display all the tasks in which the user is involved, like a supervisor, manager, or person who has to approve or deny that task.

For more information, [visit My Task page](#)

My issues

My issues display all the issues that the user will be able to check, and the option allows the user to manage these issues.

For more information, [visit My Issues page](#)

My request

My requests display all the processes or workflows that the user will be able to run, and the option allows the user to consult the status of the requests.

The Query request status displays all the processes that the user has initiated and allows the user to consult all the information about the workflow.

For more information, [visit My Request page](#)

Process Search

That functionality allows to users search for processes initiated or requested by themselves. Here the users will be able to consult all the information related to the processes and their status and if there are any pending tasks to be completed. If there are pending tasks, the user will be able to browse the task and manage it.

Administrator users will be able to consult all the information about all the processes which have been executed by any user.

For more information, [visit the Process search page](#)

My Applications

My applications display all the **corporate applications** and **third-party applications** as well to which the user has permission to connect. Those applications have to be configured into Soffid Console

The **password vault folder** will be displayed as well. In this folder, the users will be able to find the shared accounts on the Soffid vault folder and will be able to save their personal accounts.

For more information, [visit My Applications page](#)

My Accounts

My Accounts display all the personal user accounts registered into Soffid Console and with which the user will log into the target system.

[Visit My Accounts page](#)

My authentication

My OTP devices

My OTP devices display all the OTP devices configured by the user and allow to the user config new ones.

For more information, [visit My OTP devices page](#)

My certificates and FIDO tokens

My certificates and FIDO token display all the configured certificates and allow to the user config new ones.

For more information, [visit My certificates and FIDO tokens page](#)

My Profile

My Profile allows to end-users config their own profile, update the user info and preferences, change the password, and recovery questions.

For more information, [visit My Profile page](#)

My tasks

Description

Displays the task in which the user is involved like a supervisor, manager, or person who has to approve or deny that task.

My task provides information about the process, the task, the start and due date and the assigned user. By clicking a record, it will be shown the task details and to perform actions will be allowed.

Manual tasks are assigned to named users, groups or roles. Whatever strategy is followed, each one of the assigned users will see that task at their tasks page.

You can differentiate tasks by their highlighted style:

- **Normal**: started task
- **Highlighted Blue**: due task
- **Highlighted Bold**: new task

The purpose of My tasks as a part of **Self Service Portal** is to reduce the workload of IT department, as well as improve overall security of IT system. Soffid console is concerned about task delegation and workflow management.

Screen overview

<https://www.youtube.com/embed/HyNx0ehHGXY?rel=0>

Custom attributes

My Task List

- **Process ID**: unique process identifier in the system.

- **Process:** generic process name.
- **Task:** generic task name.
- **Start Date:** date and time when the process was started.
- **Due Date:** date and time when the process will finish.
- **Assigned:** user to whom the task is assigned

Task detail

Task

Shows information about the job done in this task. This information depends on the process launched.

Action Logs

The action logs tab shows basic information about the process and a list with the summary of all the successive phases through which the task has passed.

- **Start date:** date and time the task starts
- **Last task date:** date of last task update.
- **End date:** date and time the process ends.
- **Status:** shows the point of the task (pending, on going or End/Completed)
- **Approve pending permissions:** Summary of all the successive phases through which the task has passed, providing information on the start date and time of the phase, the user assigned, and the action that was done.

Attachments

Displays the documents attached to the task, in some cases, files are attached to the tasks.

Allows you to download those documents and to verify any digital signature attached to them. Some tasks even allow the user to upload documents.

Comments

Displays the comments list added during the business process execution. Displays the comments list added during the task execution providing information about the user who wrote the comment, the date and time of that writing, and the comment that was written.

Actions

My task query actions

Reload	This action reload the task list with the current data.
Download CSV File	This action allows you to download a csv file with the list of all tasks. You can open the hamburger icon and Download CSV File.
Open task	By clicking on a record, the task detail will be shown.

My task detail actions

Close	Allows you to closes the task window, you can add new comments and those will be saved.
Take ownership	Enables the user to self-assign the task to authorize or deny it.
Schedule	Allows you to schedule the task execution.
Delegate	Allows you to to reassign the task to another user, who will must approve or deny it.
Approve	Allows you to authorize the task. When you authorize a task all defined operations for this task will be performed.
Reject	Allows you to deny the task. When you deny a task none defined operations for this task will be performed.

My issues

Description

Soffid provides a tool to manage all issues and allows you to perform the operations available for each type of task. The actions to be performed will depend on each kind of task.

Screen overview

[Main Menu](#) > [My issues](#)

Issue type Any

Description Any

Add criteria

[Quick](#) [Basic](#) [Advanced](#)

	Issue type	Description	Status	Created on
	Filter	Filter	Filter	Filter
<input type="checkbox"/>	login-not-recognized	Unknown user aaaaaaa trying to log in	New	26/7/2023 06:51
<input type="checkbox"/>	login-not-recognized	Unknown user bob trying to log in	New	26/7/2023 06:51
<input type="checkbox"/>	otp-failures	Too many OTP failures for user bob	New	25/7/2023 09:33
<input type="checkbox"/>	otp-failures	Too many OTP failures for user bob	New	25/7/2023 09:31
<input type="checkbox"/>	otp-failures	Too many OTP failures for user bob	Acknowledged	25/7/2023 09:30
<input type="checkbox"/>	otp-failures	Too many OTP failures for user bob	New	25/7/2023 07:48
<input type="checkbox"/>	pam-violation	PAM rule \${pamRule} violation by user admin on	New	26/7/2023 13:27
<input type="checkbox"/>	pam-violation	PAM rule \${pamRule} violation by user admin on	New	26/7/2023 13:18
<input type="checkbox"/>	risk-increase	Risk for user bob increased to H	New	26/7/2023 08:25
<input type="checkbox"/>	security-exception	Security exception Unable to execute AdditionalDataService.findCustomObjectTypeByName. Required roles: [customObjectType:query]	New	26/7/2023 07:36

Displayed rows: 25

Standard attributes

- **Issue type:** issue list defined by Soffid.
- **Description:** a brief description of the issue.
- **Status:** possible task status. There are three available statuses:
 - **New**
 - Acknowledged
 - Solved
- **Created on:** date of creation

Actions


Issues query action

Download CSV file	Allows you to download a CSV file with the issue data.
Add or remove columns	Allows you to show and hide columns in the table. You can also set the order in which the columns will be displayed. The selected columns and order will be saved for the next time Soffid displays the page.

Issue detail

Close	Allows you to quit without applying any changes.
Acknowledge	Allows you to check as Acknowledged
Solve issue	Allows you to mark as solved the issue.
Send custom email	Allows you to send a custom email to one recipient.
Add Comments	Allows you to add comments to the Action logs.

account-created

 **Image**

Issue number :

11

Created on :

3/8/2023 14:38

Issue type :

account-created

Description :

Created account usu01@%@mysqlAgent in target system mysqlAgent

Times :

1

Status :

New

System :

mysqlAgent

Account :

usu01@%@mysqlAgent


usu01@%

Actor :

SOFFID_USER@soffid

Actions log :

2023-08-03 14:38:22 null Created

 Acknowledge


Send custom email

Unlock account

Lock affected accounts

Disable user

Add comment

 Close

Unlock account	If you click this option, Soffil will unlock the account.
Look affected accounts	If you click this option, Soffil will lock affected accounts.

Disable user	If you click this option, Soffid will disable the user.
--------------	---

disconnected-system

Image

Issue number :

1

Created on :

8/8/2023, 2:17 PM

Issue type :

disconnected-system

Description :

System ActiveDirectory is offline

Times :

1

Status :

New

System :

ActiveDirectory

Actor :

SOFFID_ADMIN@soffid

Actions log :

2023-08-08 14:17:07 iam-sync-35.soffidnet Created

✓ Acknowledge

Send custom email

Add comment

← Close

discovered-host

Image

Issue number :

171

Created on :

9/29/2023 07:04

Issue type :

discovered-host

Description :

Discovered host _gateway

Times :

1

Status :

N

Actor :

SOFFID_ADMIN@soffid

Hosts :

_gateway

Discovered host _gateway

Actions log :

2023-09-29 07:04:45 - Created

✓ Acknowledge

Send custom email


Add comment

← Close

discovered-system

Image

duplicated-user

 **Image**

Issue number : 22

Created on : 07/8/2023 11:13

Issue type : duplicated-user

Description : Duplicated user galileo ggalilei Gregor.Mendel

Times : 1

Status : New

Actor : SOFFID_ADMIN@soffid

Users :

△▽ User name	△▽ External id	△▽ Action
Filter	Filter	Filter
galileo		Unknown
ggalilei		Unknown
Gregor.Mendel		Unknown


Actions log : 2023-08-07 11:13:03 pgarcia Created

requester : pgarcia@soffid Patricia García

✓ Acknowledge
Send custom email
Merge users
Add comment
↩ Close

Mege users

failed-job

 Image

Issue number :

12

Created on :

3/8/2023 14:43

Issue type :

failed-job

Description :

Failed job Run Test Acc script

Times :

2

Status :

New

Exception :

Unexpected error on ScriptRunnerService.runScript caused by Sourced file: inline evaluation of: ``// failed-job accList = serviceLocator.getAccountService().findAccountByJsonQue ... ``

jobName :

Run Test Acc script

Actor :

SOFFID_ADMIN@soffid

Actions log :

2023-08-03 14:43:47 null Created

✓ Acknowledge

Send custom email

Add comment

← Close

enabled-account-on-disabled-user

Image

Issue number :

169

Created on :

9/29/2023 06:41

Issue type :

enabled-account-on-disabled-user

Description :

The account stevie@soffid has been enabled for inactive user stevie

Times :

1

Status :

N

Account :

stevie@soffid

Stevie Wonder

Actor :

SOFFID_ADMIN@soffid

Users :

User name	External id	Action
Filter	Filter	Filter
stevie		Unknown

Displayed rows

Actions log :

2023-09-29 06:41:14 pgarcia Created

requester :

pgarcia@soffid

Patricia García

✓ Acknowledge

Send custom email

Unlock account

Lock affected accounts

Add comment

← Close

Unlock account	If you click this option, Soffil will unlock the account.
Look affected accounts	If you click this option, Soffil will lock affected accounts.

global-failed-login

Image

Issue number :

10

Created on :

3/8/2023 14:26

Issue type :

global-failed-login

Description :

Number of failed login ratio 1.0%

Times :

1

Status :

New

Percentage of failed logins :

1.0

Actor :

SOFFID_ADMIN@soffid

Actions log :

2023-08-03 14:26:36 anonymous Created

✓ Acknowledge

Send custom email

Add comment

← Close

integration-errors

Image

Issue number :

3

Created on :

3/8/2023 09:10

Issue type :

integration-errors

Description :

Error acting on system ActiveDirectory

Times :

3

Status :

New

System :

ActiveDirectory

Exception :

Failed to connect to LDAP server soffid.pat with base domain dc=soffid,dc=pat : (soffid\administrator) caused by LDAPException: Unable to connect to server soffid.pat:389 (91) Connect Error

Actor :

SOFFID_ADMIN@soffid

Actions log :

2023-08-03 09:10:35 iam-sync-35.soffidnet Created
2023-08-03 09:14:09 admin Add comment: test

✓ Acknowledge

Send custom email

Add comment

← Close

locked-account

Image

Issue number :25

Created on :7/8/2023 12:46

Issue type :locked-account

Description :Account frank@soffid has been locked

Times :1

Status :New

Account :frank@soffidFrank Sinatra

Actor :SOFFID_ADMIN@soffid

Users :

User name	External id	Action
Filter	Filter	Filter
frank		Unknown

Actions log :2023-08-07 12:46:31 \$\$INTERNAL\$\$ Created

Acknowledge

Send custom email

Unlock account

Lock affected accounts

Disable user

Lock affected host

Unlock host

Add comment

Close

Unlock account	If you click this option, Soffil will unlock the account.
Look affected accounts	If you click this option, Soffil will lock affected accounts.
Disable user	If you click this option, Soffid will disable the user.
Lock affected host	If you click this option, Soffid will lock the affected host.
Unlock host	If you click this option, Soffid will unlock the host.

login-different-country

Image

Main Menu > Administration > Monitoring and reporting > Issues1 / 8 >

Issue number :167

Created on :9/28/2023 11:08

Issue type :login-different-country

Description :Login from a different country \${country}

Times :1

Status :N

Actor :SOFFID_ADMIN@soffid

Hosts :172.20.0.1_1695899287831

Users :

User name	External id	Action
Filter	Filter	Filter
pgarcia		Unknown

Actions log :2023-09-28 11:08:07 anonymous Created

Acknowledge

Send custom email

Unlock account

Lock affected accounts

Disable user

Lock affected host

Unlock host

Add comment

Close

Unlock account	If you click this option, Soffil will unlock the account.
Look affected accounts	If you click this option, Soffil will lock affected accounts.
Disable user	If you click this option, Soffid will disable the user.
Lock affected host	If you click this option, Soffid will lock the affected host.
Unlock host	If you click this option, Soffid will unlock the host.

login-from-new-device

Image

Issue number :

7

Created on :

3/8/2023 10:40

Issue type :

login-from-new-device

Description :

User bobm login from a new device

Times :

1

Status :

New

Actor :

SOFFID_ADMIN@soffid

Hosts :

172.20.0.1_1691058967706Autocreated on 8/3/23, 10:36:07 AM

Users :

User name	External id	Action
Filter	Filter	Filter
bobm		Unknown

Actions log :

2023-08-03 10:40:27 anonymous Created

Acknowledge

Send custom email

Unlock account

Lock affected accounts

Disable user

Lock affected host

Unlock host

Close

Add comment

Unlock account	If you click this option, Soffil will unlock the account.
Look affected accounts	If you click this option, Soffil will lock affected accounts.
Disable user	If you click this option, Soffid will disable the user.
Lock affected host	If you click this option, Soffid will lock the affected host.
Unlock host	If you click this option, Soffid will unlock the host.

login-not-recognized

Image

Issue number :

4

Created on :

3/8/2023 09:24

Issue type :

login-not-recognized

Description :

Unknown user master\aaaaaa trying to log in

Times :

1

Status :

New

Actor :

SOFFID_ADMIN@soffid

Users :

User name	External id	Action
Filter	Filter	Filter
master\aaaaaa		Unknown

Actions log :

2023-08-03 09:24:19 \$\$INTERNAL\$\$ Created

Display rows:

Acknowledge

Send custom email

Unlock account

Lock affected accounts

Disable user

Lock affected host

Unlock host

Close

Add comment

Unlock account	If you click this option, Soffil will unlock the account.
Look affected accounts	If you click this option, Soffil will lock affected accounts.
Disable user	If you click this option, Soffid will disable the user.
Lock affected host	If you click this option, Soffid will lock the affected host.
Unlock host	If you click this option, Soffid will unlock the host.

otp-failures

Image

Issue number :

9

Created on :

3/8/2023 14:26

Issue type :

otp-failures

Description :

Too many OTP failures for user bobm

Times :

1

Status :

New

OTP device :

Security number

Actor :

SOFFID_ADMIN@soffid

Users :

User name	External id	Action
Filter	Filter	Filter
bobm		Unknown

Actions log :

2023-08-03 14:26:35 anonymous Created

Display rows:

Acknowledge

Send custom email

Unlock account

Lock affected accounts

Disable user

Lock affected host

Unlock host

Close

Add comment

Unlock account	If you click this option, Soffil will unlock the account.
Look affected accounts	If you click this option, Soffil will lock affected accounts.
Disable user	If you click this option, Soffid will disable the user.
Lock affected host	If you click this option, Soffid will lock the affected host.
Unlock host	If you click this option, Soffid will unlock the host.

pam-violation

Image

Issue number :

19

Created on :

07/8/2023 07:04

Issue type :

pam-violation

Description :

PAM rule sudo violation by user pgarcia on

Times :

1

Status :

New

com.soffid.iam.api.PamRu

Actor :

SOFFID_ADMIN@soffid

Users :

User name	External id	Action
Filter	Filter	Filter
pgarcia		Unknown

Actions log :

2023-08-07 07:04:26 anonymous Created

Acknowledge

Send custom email

Unlock account

Lock affected accounts

Disable user

Lock affected host

Unlock host

Add comment

Displayed rows

Close

Unlock account	If you click this option, Soffil will unlock the account.
Look affected accounts	If you click this option, Soffil will lock affected accounts.
Disable user	If you click this option, Soffid will disable the user.
Lock affected host	If you click this option, Soffid will lock the affected host.
Unlock host	If you click this option, Soffid will unlock the host.

password-changed

Image

permissions-granted

Image

Issue number :

13

Created on :

3/8/2023 15:03

Issue type :

permissions-granted

Description :

Granted permission APP_TEST101@APP_TEST101 to

Times :

1

Status :

New

System :

mysqlAgent

Role grant :

APP_TEST101 - APP_TEST101

Actor :

SOFFID_ADMIN@soffid

Actions log :

2023-08-03 15:03:28 null Created

✓ Acknowledge

Send custom email

Unlock account

Lock affected accounts

Disable user

Add comment

↩ Close

Unlock account	If you click this option, Soffil will unlock the account.
Look affected accounts	If you click this option, Soffil will lock affected accounts.
Disable user	If you click this option, Soffid will disable the user.

risk-increase

Image

Issue number :

63

Created on :

2023/8/10 14:35

Issue type :

risk-increase

Description :

Risk for user freddie increased to H

Times :

1

Status :

New

Risk :

High

Role grant :

Account Operators - Members can administer domain user and group accou

Account :

freddie@ActiveDirectory

Freddie Mercury

Actor :

SOFFID_ADMIN@soffid

Users :

🔽 User name	🔽 External id	🔽 Action
Filter	Filter	Filter
freddie		Unknown

Actions log :

2023-08-10 14:35:39 admin Created

Displayed rows:

requester :

admin@soffid

Soffid Administrator

✓ Acknowledge

Send custom email

Unlock account

Lock affected accounts

Disable user

Add comment

↩ Close

Issue number :

16

Created on :

4/8/2023 09:21

Issue type :

security-exception

Description :

Security exception The bean encountered a non-application exception; nested exception is:
java.lang.SecurityException: Unable to execute IssueService.listManualActions. Required roles: [issue:query]

Times :

1

Status :

New

Exception :

The bean encountered a non-application exception; nested exception is:
java.lang.SecurityException: Unable to execute IssueService.listManualActions. Required roles: [issue:query]

Actor :

SOFFID_ADMIN@soffid

Users :

⚙ User name	⚙ External id	⚙ Action
<input type="text" value="Filter"/>	<input type="text" value="Filter"/>	<input type="text" value="Filter"/>
aretha		Unknown

Displayed rows:

Actions log :

2023-08-04 09:21:08 aretha Created

requester :

aretha@soffid

Aretha Franklin

✓ Acknowledge

Send custom email

Disable user

Add comment

⬅ Close

Disable user

If you click this option, Soffid will disable the user.

My applications

Description

My application is a part of a Soffid Self-service portal that allows end-users to start **corporate applications** and **third party applications**. Also, the end-user can view and use the **shared accounts** available for the user defined on the Password vault.

Applications

That option shows to each user, all the Corporate and Third party Applications to which the user can connect and the applications with public access. These applications have to be configured on the Application Access Tree option by an administrator user.

For more information you can visit the [Application access tree page](#).

Password Vault

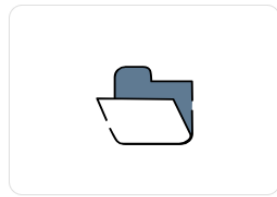
My Applications option shows the **PasswordVault** folder. On the vault folder you can find two kind of folders, one a **personal folder** and other a **shared folder**.

Inside the personal folder, you can create your own accounts, those accounts will not be shared with any other user. The shared folders could be used or managed by the owner/manager/SSO users.

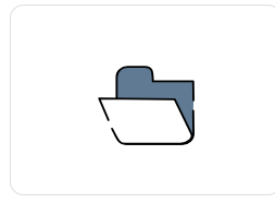
For more information you can visit the [Password vault page](#).

Screen overview

[Main Menu](#) > My applications



Corporate applications



vault

My requests

Description

Soffid provides a complete workflow engine that allows you to incorporate business processes or define new business processes as needed. End-users with the appropriate permissions will be able to request these processes. You can visit [Self service portal examples page](#) for more information.

My request screen allows to users: on the one hand, consult the processes they have executed and view the process details and status, [Query request status](#); on the other hand, they will be able to execute the processes for which they have been assigned the proper permissions.

More information about process and workflows on [BPM Editor Book](#)

Screen overview



Query request status



Permissions Request (N)



Update my data



User registration



User request

Query request status

Description

Displays a table with all the processes performed by the end-user. The end-user can consult processes detail and perform actions depending on the user permissions. You can visit [Self service portal examples page](#) for more information.

Custom attributes

- **Process ID:** unique process identifier in the system.
- **Process Name:** generic process name
- **Status:** displays the point in progress on the defined process diagram. Depend on the process status, you could perform some operations or others.
- **Start date:** date and time the process starts
- **End date:** date and time the process ends. A process without end date it is a process in progress

To view all the attributes of one process, you can access [Process attributes](#) to consult the custom attributes. Be in mind, the processes have custom attributes depending on the business process definition.

Actions

The operations to be performed depend on the user permission and the business processes defined with the workflow engine.

You can find documentation about the business processes on [BPM Editor Book](#).

Query request status actions

Reload	Allows you to reload the processes list with updated data.
Download CSV file	Allows you to download a CSV file with all the information of the processes list.
Query Filters	Allows you to filter data in each column of the table.

Process actions

The actions to perform to each process, depend on the business process definition and the user permissions.

You can find more information about the most commons process actions if you go to [Process detail actions](#)

Process Search

Description

A process is a series of actions, connected by transitions. An action could be either an automatic action or a manual task.

Soffid console is concerned about task delegation and workflow management. Any user is able to create new processes or any user can be assigned as an actor for a task belonging to a process.

Process Search page allows users to search process by different criteria, to view the process details and to perform the proper actions depending on the user roles.

In order to view a task, a security constraint must be accomplished. The user must have granted the observer or administrator role on the specific project version or has been assigned as a potential actor of it at some time.

Screen overview

<https://www.youtube.com/embed/bXsMOMltL-g?rel=0>

Custom attributes

Search attributes

The search can be performed by setting certain parameters, which are as follows:

- **Search text:** search by a certain text, as user name or application, etc.
- **Process ID:** all the processes have an assigned an identifier ID.
- **Start date:** allows you to establish a date range when the process was started.

- **Include completed:** by default, tasks that have not yet been completed are displayed. By marking this flag, those who have concluded will also be shown. If you mark this flag, you could select a date range about the End date.
- **End date** of the process. These filters will be available if you check the Include completed option.

Process attributes

Each process has common attributes and specific attributes depending on the business process definition.

You can find documentation about the business processes on [BPM Editor Book](#)

Commons process attributes

- **Process Id:** each process has a unique identifier.
- **Name:** shows process name and the version of the add-on you are using.

Other process information

- **Specific process attributes:** these attributes depend on the process definition.
- **Work in progress:** details the specific point in which the process and associated tasks are. You can find information about the process ID, the job description for each one of them, the start date and time, and the current status. The users with the proper roles could view the task details, browse and perform actions by clicking on it.
- **Actions log:** summary of all the successive phases through which the process has passed, providing information on the start date and time of the phase, the user (task manager) assigned, and the action that was done. Also when it is defined, the diagram of the workflow is displayed.
- **Attachments:** in some cases, for example in massive user upload processes using a CSV file, files are attached to the process so that it can be executed. These files can be consulted, by downloading or opening them directly, from this page. Additionally, if needed, it is possible to see the certificates used by the process owner.
- **Comments:** displays the comments added by the user who initializes or performs actions on the process.

Actions

Process query actions

Actions to be performed on the process list:

Search	Allows you to query the processes with the indicated parameters.
Download CSV file	Allows you to download a CSV file with the list of processes. You can open the hamburger icon and Download CSV File.
Table Filters	Allows you to filter data in each column of the table.

Process detail actions

Each process has a specific action defined on the business process definition.

You can find documentation about the business processes on [BPM Editor Book](#)

The most commons actions are below:

Close	Allows you to close the process detail page and return to the previous page.
Reload	Allows you to reload all process data with the updated data.
Take ownership	Allows you to take the ownership to approve o deny the process.
Approve	Allows you to approve the process and perform the actions defined for that process.
Deny	Allows you to reject the process.

Work in progress actions

Edit task	Allows you to edit a task by clicking on the record. When you click the task, you will browse to the task detail and it will be allowed to perform actions defined to users with the proper permissions.
------------------	--

Attachments

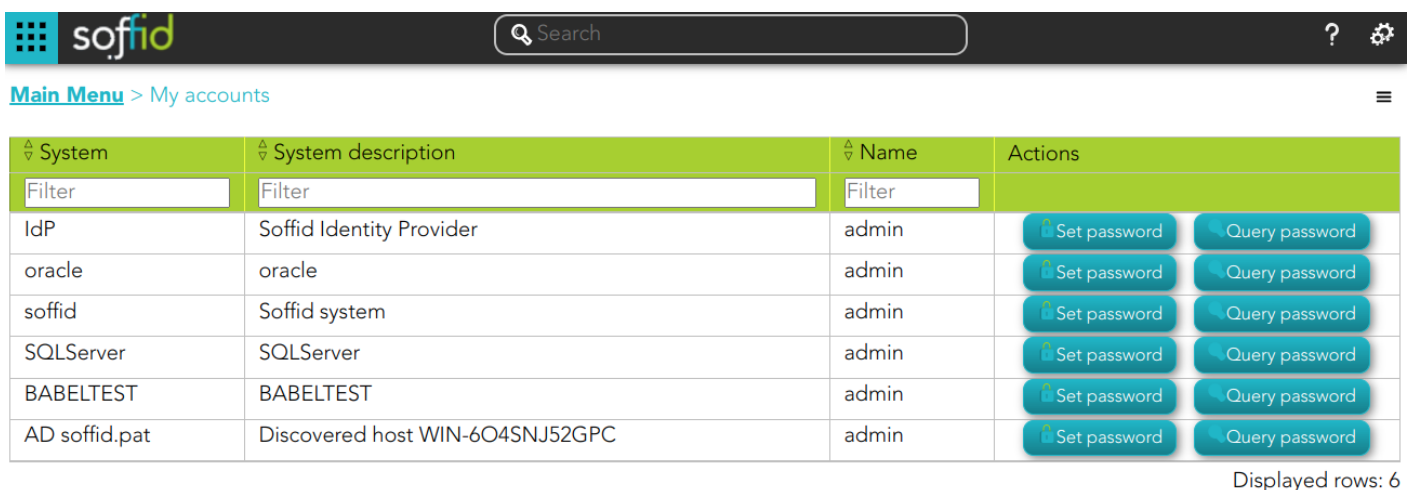
Download	Allows you to download the available attached files.
-----------------	--

My accounts

Description

My Account is a part of Soffid's self-service portal that allows end-users to access and manage their personal accounts. That option displays to each user, all their personal accounts and allows to set and query the password of each account.

Screen overview



System	System description	Name	Actions
Filter	Filter	Filter	
IdP	Soffid Identity Provider	admin	<button>Set password</button> <button>Query password</button>
oracle	oracle	admin	<button>Set password</button> <button>Query password</button>
soffid	Soffid system	admin	<button>Set password</button> <button>Query password</button>
SQLServer	SQLServer	admin	<button>Set password</button> <button>Query password</button>
BABELTEST	BABELTEST	admin	<button>Set password</button> <button>Query password</button>
AD soffid.pat	Discovered host WIN-6O4SNJ52GPC	admin	<button>Set password</button> <button>Query password</button>

Displayed rows: 6

Standard user attributes

- **System:** target sistem for which this account has been created
- **System description:** a brief description of the system.
- **Name:** user account name.
- **Actions:** available actions.

Actions

Set password	Allows you to set a new password for this account. That change will apply to different target systems. The new password must comply with the password policies defined.
Query password	Allows you to query and copy the password and the user name.
Download CSV file	Allows you to download a CSV file with all the information about your accounts.

My OTP devices

Description

My OTP devices are part of a Soffid Self-service portal that allows end-users to access their OTP devices configured.

That option display to each user, all their OTP devices and also allows you to manage those and add new OTP devices.

Soffid Administrator user can configure the available OTP types. For more information, you can visit [the OTP settings page](#).

This option will only be available if the OTP addon is installed in the Soffid console. Visit the [Two factor authentication book](#) for more information

Screen overview

<https://www.youtube.com/embed/faw-C7dwYYc?rel=0>

Standard attributes

- **Name:** automatic name assigned to the OTP device
- **Created:** created date and time.
- **Last use:** last used date and time.
- **Status**
 - Created
 - Enabled
 - Locked
 - Disabled

Actions

Add	Allows you to add a new OTP device. To add new OTP devices you need to click the add button (+), then Soffid will display a new wizard to config the OTP devices. First of all, you need to select the OTP device Type, once the type is selected, you need to fill in the required fields, which depend on the Type selected. If you select an Event-based or Time-based HMAC Token, you will need to scan the QR code and write the PIN. Finally, you must Apply changes.
Delete	Allows you to delete one or more OTP devices. To delete OTP devices first select the devices, then click on the subtract button (-), then Soffid will ask you to confirm or cancel the operation.

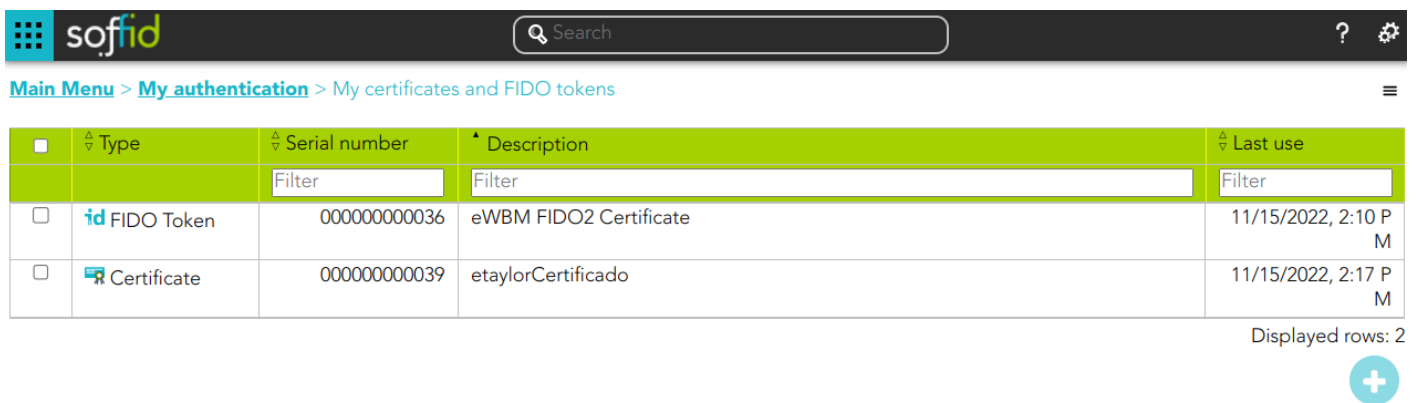
My certificates and FIDO tokens

Description

My certificates and FIDO tokens are part of a Soffid Self-service portal that allows end-users to access their OTP devices configured.

That option displays to each user, all their certificates and FIDO tokens and allows also to manage those and add new certificates and FIDO tokens.

Screen overview



soffid				
Search				
Main Menu > My authentication > My certificates and FIDO tokens				
	Type	Serial number	Description	Last use
		Filter	Filter	Filter
<input type="checkbox"/>	FIDO Token	000000000036	eWBM FIDO2 Certificate	11/15/2022, 2:10 P M
<input type="checkbox"/>	Certificate	000000000039	etaylorCertificado	11/15/2022, 2:17 P M

Displayed rows: 2

+ Add

Standard attributes

- **Type:** there are two available options:
 - Certificate.
 - FIDO token.

- Soffid Authenticator

Actions

Add	<p>Allows you to add new certificates and FIDO tokens. To add new ones you need to click the add button (+), and then Soffid will display a new wizard to configure the certificates and FIDO tokens.</p> <p>First of all, you need to select the Type, once the type is selected, you need to follow the required steps which depend on the Type selected.</p>
Delete	<p>Allows you to delete one or more certificates and FIDO tokens. To delete certificates or FIDO tokens first you must select the certificate or FIDO token, then click on the subtract button (-), then Soffid will ask you to confirm or cancel the operation.</p>

My Profile

Description

My Profile is a part of a Soffid Self-service portal that allows to end-users config their own profile, update the user info and preferences, change their password, and recover questions.

To display My Profile page you need to click on the config icon and then click My Profile on the options menu. Then Soffid displays a new window that will allow end users to configure their profiles.

Screen overview

Basic tab

Basics

Authorizations

Application consents

User Info:

Last login:

12/13/21 13:37

Last IP connection:

172.20.0.1

If desired, you can change your password

Change Password

Password recovery questions

Preferences:

Language

English

Time zone

Greenwich Mean Time (GMT)

Date format

M/d/yy

Sample

12/13/21

Time format

HH:mm

Sample

13:37

Apply changes

Change password

New Password

Current password

Current password

New password

New password

New password

New password

Password policy

The password will be valid for 365 days past change

OK

Cancel

Authorizations tab

Basics Authorizations Application consents

Permissions:

These authorizations control the permissions each user.

If the listing does not appear in any domain value mean that you have permission to set authorization for all the domain.

If in the domain value appears a group code (lowercase), mean that you have the permission users who belong to this group (either as primary or secondary group).

Here you can view your authorizations:

Role	Authorization [domain value]	ITS Scope	Dom...
Filter	Filter	Filter	Filter
SOFFID_ADMIN	Query all access logs	Access logs	*
Account Operators	Query all access logs	Access logs	*
SOFFID_ADMIN	Change shared account password	Accounts	*
SOFFID_ADMIN	Create shared accounts	Accounts	*
SOFFID_ADMIN	Delete shared accounts	Accounts	*
SOFFID_ADMIN	Query shared accounts	Accounts	*
SOFFID ADMIN	Update shared accounts	Accounts	*

Application consents tab

Basics Authorizations Application consents

Application	Date	
Filter	Filter	
anonymous	4/14/21 16:25	—
http://soffid.bubu.lab:9090/soffid-iam-console	12/26/20 21:35	—
https://samltest.id/saml/sp	12/15/20 15:36	—

Displayed rows: 3

Standard attributes

Basic

User Info

- **Last login:** date and time of the user's last login.
- **Last IP connection:** IP of the user's last login.
- **Change password:** allows end-users to change their password.
- **Password recovery questions:** allows end-users to config their own questions to recover their passwords.

For more info about password recovery, you can visit the [Password recovery questions page](#).

Preferences

- **Language:** allows end-users to select their preferred language.
- **Time Zone:** allows end-users to select their time zone.
- **Date format:** allows end-users to select the format date.
- **Sample:** displays how the date will be displayed in Soffid Console
- **Time format:** allows end-users to select the format time
- **Sample:** displays how the time will be displayed in Soffid Console

Authorizations

Display a list with the user authorizations.

- **Role**
- **Authorization [domain value]**
- **Scope**
- **Domain value**

Application consents

Displays a list of all the user's consents given, and the user can see all of them. Users can remove the consent at any time as well.

When the user connects to a new application, the IdP will indicate which data will be shared with this application. That information is defined in the Attribute sharing policies page of the Federation.

For more info about password recovery, you can visit the [Attribute sharing policies page](#).